



SREEKRISHNAPURAM V. T. BHATTATHIRIPAD COLLEGE

Affiliated to University of Calicut

Annual Quality Assurance Report (AQAR) 2016

SREEKRISHNAPURAM V. T. BHATTATHIRIPAD COLLEGE

MANNAMPATTA, PALAKKAD, KERALA - PIN: 678633

PHONE: 04662268285

vtbhattathiripadcollege@gmail.com

www.vtb.ac.in

The Annual Quality Assurance Report (AQAR) of the IQAC

All NAAC accredited institutions will submit an annual self-reviewed progress report to NAAC, through its IQAC. The report is to detail the tangible results achieved in key areas, specifically identified by the institutional IQAC at the beginning of the academic year. The AQAR will detail the results of the perspective plan worked out by the IQAC. (Note: The AQAR period would be the Academic Year. For example, July 1, 2012 to June 30, 2013)

Part – A

AQAR for the year (for example 2013-14)

2016-17

I. Details of the Institution

1.1 Name of the Institution

SREEKRISHNAPURAM V. T. BHATTATHIRIPAD

1.2 Address Line 1

MANNAMPATTA

Address Line 2

City/Town

PALAKKAD

State

KERALA

Pin Code

678633

Institution e-mail address

vtbhattathiripadcollege@gmail.com

Contact Nos.

04662268285

\

AQAR 2016

Name of the Head of the Institution:

DR. JAYAN ERANCHERI ILLAM

Tel. No. with STD Code:

04662268285

Mobile:

9447415856

Name of the IQAC Co-ordinator:

DR. SARITHA NAMBOODIRI

Mobile:

9447889128

IQAC e-mail address:

iqac@vtb.ac.in

1.3 NAAC Track ID(For ex. MHC0GN 18879)

KLCAC0GN13803

OR

1.4 NAAC Executive Committee No. & Date:

EC(SC)/17/A&A/62 dt. September 16, 2016

(For Example EC/32/A&A/143 dated 3-5-2004.

This EC no. is available in the right corner- bottom of your institution's Accreditation Certificate)

1.5 Website address:

www.vtb.ac.in

Web-link of the AQAR:

vtb.ac.in/gateways/iqac.php#

For ex. <http://www.ladykeanecollege.edu.in/AQAR2012-13.doc>

1.6 Accreditation Details

Sl. No.	Cycle	Grade	CGPA	Year of Accreditation	Validity Period
1	1 st Cycle	B	2.32	2009	5

AQAR 2016

2	2 nd Cycle	B+	2.64	2016	5
3	3 rd Cycle				
4	4 th Cycle				

1.7 Date of Establishment of IQAC :

DD/MM/YYYY

13/01/2010

1.8 AQAR for the year (for example 2010 – 2011)

2016 - 2017

1.9 Details of the previous year's AQAR submitted to NAAC after the latest Assessment and Accreditation by NAAC ((for example AQAR 2010-11 submitted to NAAC on 12-10-2011))

- i. AQAR _____ (DD/MM/YYYY)
- ii. AQAR _____ (DD/MM/YYYY)
- iii. AQAR _____ (DD/MM/YYYY)
- iv. AQAR _____ (DD/MM/YYYY)

1.9 Institutional Status

University

State

Central

Deemed

Private

Affiliated College

Yes

No

Constituent College

Yes

No

Autonomous college of UGC

Yes

No

Regulatory Agency approved Institution

Yes

No

(eg. AICTE, BCI, MCI, PCI, NCI)

Type of Institution

Co-education

Men

Women

Urban

Rural

Tribal

Financial Status

Grant-in-aid

UGC 2(f)

UGC 12B

Grant-in-aid + Self Financing Totally Self-financing

1.10 Type of Faculty/Programme

Arts Science Commerce Law PEI (Phys Edu)

TEI (Edu) Engineering Health Science Management

Others (Specify)

1.11 Name of the Affiliating University (*for the Colleges*)

UNIVERSITY OF CALICUT

1.12 Special status conferred by Central/ State Government-- UGC/CSIR/DST/DBT/ICMR etc

Autonomy by State/Central Govt. / University

University with Potential for Excellence UGC-CPE

DST Star Scheme UGC-CE

UGC-Special Assistance Programme DST-FIST

UGC-Innovative PG programmes Any other (*Specify*)

UGC-COP Programmes

2. IQAC Composition and Activities

2.1 No. of Teachers

10

2.2 No. of Administrative/Technical staff	<input type="text" value="02"/>
2.3 No. of students	<input type="text" value="01"/>
2.4 No. of Management representatives	<input type="text" value="02"/>
2.5 No. of Alumni	<input type="text" value="01"/>
2.6 No. of any other stakeholder and community representatives	<input type="text" value="01"/>
2.7 No. of Employers/ Industrialists	<input type="text" value="0"/>
2.8 No. of other External Experts	<input type="text" value="01"/>
2.9 Total No. of members	<input type="text" value="18"/>
2.10 No. of IQAC meetings held	<input type="text" value="3"/>
2.11 No. of meetings with various stakeholders:	No. <input type="text" value="3"/> Faculty <input type="text" value="2"/> Non-Teaching Staff <input type="text" value="1"/> Students <input type="text" value="1"/> Alumni <input type="text" value="0"/> Others <input type="text" value="0"/>
2.12 Has IQAC received any funding from UGC during the year?	Yes <input type="checkbox"/> No <input checked="" type="checkbox"/>
If yes, mention the amount	<input type="text" value="NA"/>
2.13 Seminars and Conferences (only quality related)	
(i) No. of Seminars/Conferences/ Workshops/Symposia organized by the IQAC	
Total Nos.	<input type="text" value="1"/> International <input type="text" value="0"/> National <input type="text" value="0"/> State <input type="text" value="1"/> Institution Level <input type="text" value="0"/>
(ii) Themes	<input type="text" value="Seminar on API SCORE"/>

2.14 Significant Activities and contributions made by IQAC

- * Seminar on API SCORE for teachers.
- * Induction programmes in collaboration with PTA for Newly admitted UG &PG students.
- * Teacher exchange program between likeminded institutions free of cost.
- * Academic activities and events streamlined.
- * Gender audit conducted.
- * Student Survey conducted.
- * Improvement of infrastructure facilities:
 - * All classrooms have been electrified.
 - * Toilets renovated and measures were taken to curb scarcity of water.
 - * Construction of separate parking slot for students' vehicles

2.15 Plan of Action by IQAC/Outcome

The plan of action chalked out by the IQAC in the beginning of the year towards quality enhancement and the outcome achieved by the end of the year *

Table 1.

Plan of Action	Achievements
Conduct of Induction programmes for Newly admitted students of UG &PG.	Induction programme was conducted in collaboration with PTA
Streamline Academic activities of all departments.	Academic calendar, event Calendar prepared, Course Planner distributed, Entry Level Test.
Student Survey	Conducted
Strengthening activities of various cells.	Cells reconstituted
Outreach activities	Planned
Improve infrastructure facility.	Toilet facility improved
Gender Sensitization boards.	Installed
Timely submission of AQAR.	Done
Initiate short term certificate courses related to computer hardware etc.	Course on Multimedia.
To start skill development courses in collaboration with	Discussion initiated

AQAR 2016

State/ Central government.	
Term-wise academic audit of the departments	Conducted
Green Charter	Followed

* *Academic Calendar 2016-17 Appendix I*

2.15 Whether the AQAR was placed in statutory body Yes No

Management Syndicate Any other body

Provide the details of the action taken

A special meeting of IQAC was called upon to approve AQAR.

Part – B

Criterion – I

I. Curricular Aspects

1.1 Details about Academic Programmes

Level of the Programme	Number of existing Programmes	Number of programmes added during the year	Number of self-financing programmes	Number of value added / Career Oriented programmes
PhD				
PG	2	0	0	0
UG	6	0	0	0
PG Diploma	0	0	0	0
Advanced Diploma	0	0	0	0
Diploma	0	0	0	0
Certificate	0	1	0	0
Others				
Total	8	1	0	0

Interdisciplinary	NIL	NIL	NIL	NIL
Innovative	NIL	NIL	NIL	NIL

1.2 (i) Flexibility of the Curriculum: CBCS/Core/Elective option / Open options

(ii) Pattern of programmes:

Pattern	Number of Programmes
Semester	6 UG & 2 PG
Trimester	NIL
Annual	NIL

1.3 Feedback from stakeholders* Alumni Parents Employers Students
(On all aspects)

Mode of feedback : Online Manual Co-operating schools (for PEI)

**Please provide an analysis of the feedback in the Annexure*

1.4 Whether there is any revision/update of regulation or syllabi, if yes, mention their salient aspects.

Yes.

- ❖ B.Sc Computer Science (Complementary) revised – Promoting FOSS
- ❖ Commerce – Syllabus of B.Com updated. GST added. IFRS added.

1.5 Any new Department/Centre introduced during the year. If yes, give details.

NIL

Criterion – II

2. Teaching, Learning and Evaluation

2.1 Total No. of permanent faculty

Total	Assistant. Professors	Associate Professors	Professors	Others
18	13	5	0	0

2.2 No. of permanent faculty with Ph.D.

6+1 (PRINCIPAL)

2.3 No. of Faculty Positions Recruited (R) and Vacant (V) during the year

Asst. Professors		Associate Professors		Professors		Others		Total	
R	V	R	V	R	V	R	V	R	V
1	19	0	0	0	0	0	0	1	7

2.4 No. of Guest and Visiting faculty and Temporary faculty

13

2.5 Faculty participation in conferences and symposia:

No. of Faculty	International level	National level	State level
Attended Seminars/Workshops	3	19	3
Presented papers	9	10	1
Resource Persons	0	1	0

2.6 Innovative processes adopted by the institution in Teaching and Learning:

- * Course Planner recording details of the Course (Paper) along with assignments, seminars and attendance of each student enrolled for UG and PG.
- * Student Profile and Student Chronical to record internal and external marks along with their personal and academic details.
- * Peer group learning to help weak students which is actively monitored by teachers.
- * Project docket for PG students
- * Peer Evaluation of Project Presentation in PG Classes.
- * Teacher exchange program between likeminded institutions free of cost.
- * Youtube screening.
- * Management games, mock interviews

2.7

Total No. of actual teaching days during this academic year

180

2.8 Examination/ Evaluation Reforms initiated by the Institution (for example: Open Book Examination, Bar Coding, Double Valuation, Photocopy, Online Multiple Choice Questions)

- * Open book exams conducted in some subjects.
- * Take Home tests

2.9 No. of faculty members involved in curriculum restructuring/revision/syllabus development as member of Board of Study/Faculty/Curriculum Development workshop

4

2.10 Average percentage of attendance of students

85%

2.11 Course/Programme wise distribution of pass percentage :

Title of the Programme	Total no. of students appeared	Division				
		Distinction %	I %	II %	III %	Pass %
BSc Mathematics	29	7	14%	38	10	69
BA Economics	43	7	37%	25.5	7%	77
BA Sanskrit	25	4	8%	12		64
BA History	59	0	0	18.6%	32	89.5

M.Sc Computer Science	10	60	40	0	0	100
M.Com	18	27.77	72.23	0	0	100
B.Com	48	16.67	64.58	8.33	4.17	93.75
B.B.A	37	13.51	78.38	2.70	0	94.59

2.12 How does IQAC Contribute/Monitor/Evaluate the Teaching & Learning processes :

- * Course Planner, Academic Course Calendar, Event Calendar prepared.
- * Academic Audit conducted each Term.
- * Feedback collected from stakeholders.

2.13 Initiatives undertaken towards faculty development

<i>Faculty / Staff Development Programmes</i>	<i>Number of faculty benefitted</i>
Refresher courses	3
UGC – Faculty Improvement Programme	0
HRD programmes	0
Orientation programmes	3
Faculty exchange programme	0
Staff training conducted by the university	0
Staff training conducted by other institutions	0
Summer / Winter schools, Workshops, etc.	1
Others	0

2.14 Details of Administrative and Technical staff

Category	Number of Permanent Employees	Number of Vacant Positions	Number of permanent positions filled during the Year	Number of positions filled temporarily
Administrative Staff	3			
Technical Staff				

Criterion – III

3. Research, Consultancy and Extension

3.1 Initiatives of the IQAC in Sensitizing/Promoting Research Climate in the institution

Faculty members are motivated to:

- * Pursue PhD, Post Doc.
- * Attend Seminars, Conferences Training programs and Workshops.
- * Participate as resource Persons in Seminars and Workshops.
- * Apply for Project grants from various bodies such as UGC.

Departments are encouraged to apply for Seminars and Workshops

3.2 Details regarding major projects

	Completed	Ongoing	Sanctioned	Submitted
Number				
Outlay in Rs. Lakhs				

3.3 Details regarding minor projects

	Completed	Ongoing	Sanctioned	Submitted
Number	1	2	1	1
Outlay in Rs. Lakhs	320000	60000	60000	320000

3.4 Details on research publications

	International	National	Others
Peer Review Journals	5	1	
Non-Peer Review Journals		1	3
e-Journals		1	0
Conference proceedings		4	5

3.5 Details on Impact factor of publications:

Range Average h-index Nos. in SCOPUS

3.6 Research funds sanctioned and received from various funding agencies, industry and other organisations

Nature of the Project	Duration Year	Name of the funding Agency	Total grant sanctioned	Received
Major projects				
Minor Projects	2015-17	U.G.C	60000	40000
Interdisciplinary Projects				
Industry sponsored				
Projects sponsored by the University/ College				
Students research projects <i>(other than compulsory by the University)</i>				
Any other(Specify)				
Total				

3.7 No. of books published i) With ISBN No. Chapters in Edited Books

ii) Without ISBN No.

3.8 No. of University Departments receiving funds from

UGC-SAP CAS DST-FIST
 DPE DBT Scheme/funds

3.9 For colleges
 Autonomy CPE DBT Star Scheme
 INSPIRE CE Any Other (specify)

3.10 Revenue generated through consultancy

3.11 No. of conferences organized by the Institution

Level	International	National	State	University	College
Number		3	1		
Sponsoring agencies		1.U.G.C 2.College 3.District			

AQAR 2016

		Industries Center Palakkad			
--	--	----------------------------------	--	--	--

3.12 No. of faculty served as experts, chairpersons or resource persons

5

3.13 No. of collaborations

International

National

2

Any other

3.14 No. of linkages created during this year

0

3.15 Total budget for research for current year in lakhs :

From Funding agency

0

From Management of University/College

0

Total

0

3.16 No. of patents received this year

Type of Patent		Number
National	Applied	0
	Granted	0
International	Applied	0
	Granted	0
Commercialised	Applied	0
	Granted	0

3.17 No. of research awards/ recognitions received by faculty and research fellows
Of the institute in the year

Total	International	National	State	University	Dist.	College
0	0	0	0	0	0	0

3.18 No. of faculty from the Institution
who are Ph. D. Guides
and students registered under them

0

0

3.19 No. of Ph.D. awarded by faculty from the Institution

0

3.20 No. of Research scholars receiving the Fellowships (Newly enrolled + existing ones)

JRF SRF Project Fellows Any other

3.21 No. of students Participated in NSS events:

University level State level
National level International level

3.22 No. of students participated in NCC events:

University level State level
National level International level

3.23 No. of Awards won in NSS:

University level State level
National level International level

3.24 No. of Awards won in NCC:

University level State level
National level International level

3.25 No. of Extension activities organized

University forum College forum
NCC NSS Any other

3.26 Major Activities during the year in the sphere of extension activities and Institutional Social Responsibility

1. Environmental Issues:

- * Green and Clean campus project

- * Plantation
 - * *Amravatika*
 - * Watershed management training
2. Health
- * Red Ribbon Ceremony:
 - * Blood donation camp: 56 units of blood are donated in the year
 - * Pain and Palliative work
3. Extension Activity
- * Cashless economy: NSS units of the college participated in *Vittiya Saksharata Abhiyan*, the initiative of MHRD-Government of India. NSS Volunteers educated the Villagers of the adopted village.
 - * Blood donation awareness programme: Blood donation awareness programme was conducted by volunteers in the nearby areas.
 - * Awareness on HIV-AIDS: NSS volunteers conducted awareness programme on HIV-AIDS in collaboration with Red Ribbon Cell.
4. Rural Projects
- * Bund construction: In Special camp the volunteers constructed a bund across the tributary of *Karimpuzha*.
 - * Road construction: Special camp the volunteers constructed a road named Niranjan road, in the birth place of martyr Lt. Cl. E. Niranjan
5. Disaster Management
- a. Coaching for disaster management
A disaster management camp was conducted by District NSS cell in collaboration with Sathyasai Seva mandir.
- b. Fire and rescue training
A training programme was conducted by Fire force, Kerala on Fire and Rescue.
6. Observation of days of Importance:
The following days are conducted by NSS units by conducting several programmes in relevant themes.
- * Communal harmony day
 - * Independence day
 - * Republic day
 - * Gandhi jayanti
 - * International Mother languages
 - * Women's day
7. Women empowerment
- * Self defense training for girls : Self defense training for girls was organized as three months programme inaugurated on Women's day.

8. Week programmes

- * Road safety week

- * Youth week – “Youth for Digitization and Cashless Society”

9. Orientation programmes

- * Orientation to NSS

- * Orientation to Palliative work

10. Visits

- * *Niranjan Smritimandapam* – Memorial of Left. Cl. E. Niranjan

- * Organic farm

Criterion – IV**4. Infrastructure and Learning Resources**

4.1 Details of increase in infrastructure facilities:

Facilities	Existing	Newly created	Source of Fund	Total
Campus area	131523 sq m.	NIL		
Class rooms	20	NIL		
Laboratories	2	NIL		
Seminar Halls	1			
No. of important equipments purchased (\geq 1-0 lakh) during the current year.	Nil	Nil		
Value of the equipment purchased during the year (Rs. in Lakhs)		3,26,110	UGC	
Others				

4.2 Computerization of administration and library

- * Full automation of library and office administration initiated.

4.3 Library services:

	Total	
	No.	Value
Text Books	14138	
Reference Books	636	
e-Books	31,35,000	NLIST
Journals	10	
e-Journals	6,000	NLIST
Digital Database		
CD & Video		
Others (specify)		

4.4 Technology up gradation (overall)

	Total Computers	Computer Labs	Internet	Browsing Centres	Computer Centres	Office	Departments	Others
Existing	41	2						
Added	3					3		
Total	44	2						

4.5 Computer, Internet access, training to teachers and students and any other programme for technology upgradation (Networking, e-Governance etc.)

- * Wi-Fi enabled office.
- * Training for teachers on - 'How to use smart boards effectively'.

4.6 Amount spent on maintenance in lakhs :

i) ICT & Equipments	2.25 lakhs
ii) Campus Infrastructure and facilities	24.7 lakhs
iv) Others	0.93 lakhs
Total :	27.88 lakhs

Criterion – V

5. Student Support and Progression

5.1 Contribution of IQAC in enhancing awareness about Student Support Services

- * Induction programme wherein students were introduced to various support services available.
- * Posters are issued by IQAC to create awareness about Student Support Services.
- * Student Greivance complaint box available
- * Internal Complaint Committee complaint box instituted.

5.2 Efforts made by the institution for tracking the progression

- * Meetings are held with Student Union.
- * Cells and clubs comprising of teachers and students hold regular meetings,

5.3 (a) Total Number of students

UG	PG	Ph. D.	Others
815	58	0	

(b) No. of students outside the state

NIL

(c) No. of international students

NIL

Men

No	%
254	29.10

Women

No	%
619	70.90

Last Year						This Year					
General	SC	ST	OBC	Physically Challenged	Total	General	SC	ST	OBC	Physically Challenged	Total
315	171	0	299	1	786	356	180	1	333	3	873

Demand ratio: 100%

Dropout UG: 10% PG: 4%

5.4 Details of student support mechanism for coaching for competitive examinations (If any)

- * NET coaching by faculty
- * Classes on career development.

No. of students beneficiaries

41

5.5 No. of students qualified in these examinations

NET SET/SLET GATE CAT
 IAS/IPS etc State PSC UPSC Others

5.6 Details of student counselling and career guidance

- * Counseling classes conducted by staff and external experts.
- * A talk on – ‘How to crack UPSC Examinations’ by Alumni.

No. of students benefitted

200

5.7 Details of campus placement

<i>On campus</i>			<i>Off Campus</i>
Number of Organizations Visited	Number of Students Participated	Number of Students Placed	Number of Students Placed

5.8 Details of gender sensitization programmes

- * NSS, ICC and Woman's Cell conduct Awareness campaigns.
- * Woman's day celebrated and a talk on Gender sensitization was conducted by NSS and Anti Sexual Harassment Cell.
- * ICC display board and banners.
- * Circulars and notices are issued and circulated.

5.9 Students Activities

5.9.1 No. of students participated in Sports, Games and other events

State/ University level National level International level

No. of students participated in cultural events

State/ University level National level International level

5.9.2 No. of medals /awards won by students in Sports, Games and other events

Sports : State/ University level National level International level

Cultural: State/ University level National level International level

5.10 Scholarships and Financial Support

	Number of students	Amount
Financial support from institution	16	55000
Financial support from government	58	536250
Financial support from other sources	757	1532925
Number of students who received International/ National recognitions	Nil	Nil

5.11 Student organised / initiatives

Fairs : State/ University level National level International level

Exhibition: State/ University level National level International level

5.12 No. of social initiatives undertaken by the students

5.13 Major grievances of students (if any) redressed:

Parking Slot for vehicles.
Provide adequate drinking water.
Improve rest room facilities for men and woman.

Criterion – VI

6. Governance, Leadership and Management

6.1 State the Vision and Mission of the institution

The vision of our college is based on The Upanishad Mantra *Tamasōma Jyotiḥ Gamaya* which means – Lead me from darkness to light - From Ignorance to Knowledge/Wisdom. The college was established in memory of the great social reformer V. T. Bhattathiripad. The ideologies and principles of this great reformer have been adopted as the mission of our college.

- * Provide access to Higher Education opportunities for students in rural area.
- * Propagate and inculcate value education based on Indian culture and heritage to the student community and thereby to the society at large.
- * To update society with modern technological innovations and provide knowledge and personnel for developmental needs.

6.2 Does the Institution has a management Information System

- * Initiated.
- * Wi-Fi made available.

6.3 Quality improvement strategies adopted by the institution for each of the following:

6.3.1 Curriculum Development

Add-on certificate courses introduced.
Skill development course have been identified.

6.3.2 Teaching and Learning

- * IQAC centrally monitors all teaching learning activities.
- * IQAC requests suggestions from the HOD's and other stakeholders to improve teaching and learning.
- * Scholar Support Programme, Walk With the Scholar Programme, contributes to the quality improvement of Teaching Learning process of the College.

6.3.3 Examination and Evaluation

All internal examinations streamlined to be held at the same time in all departments.

6.3.4 Research and Development

Joint publication of teachers and PG students

6.3.5 Library, ICT and physical infrastructure / instrumentation

A fully computerised library sanctioned by the management. Work initiated.

6.3.6 Human Resource Management

Recruitment, promotion and payment of faculties and staff are as per the norms of the Government of Kerala, UGC and the University.

Internal Complaint Committee for Sexual Harassment of Women at Workplace, Grievance Redressal Cell in place.

Organisation Hierarchy as per Government of Kerala norms and University of Calicut for Government Aided College

6.3.7 Faculty and Staff recruitment

New Staff pattern for the college approved by the govt. of Kerala. All recruitment as per UGC guidelines

6.3.8 Industry Interaction / Collaboration

NIL

6.3.9 Admission of Students

Admission is strictly in accordance with the norms stipulated by the University of Calicut. Admissions are made through Centralised Admission process.

6.4 Welfare schemes for

Teaching	As per government rule
Non teaching	As per government rule
Students	Medical insurance

6.5 Total corpus fund generated

NIL*

*The college is run by Sree Sankara Trust. No separate corpus account for Sreekrishnapuram V. T. Bhattathiripad College.

6.6 Whether annual financial audit has been done Yes No

6.7 Whether Academic and Administrative Audit (AAA) has been done?

Audit Type	External		Internal	
	Yes/No	Agency	Yes/No	Authority
Academic	No	No	Yes	IQAC
Administrative	No	No	No	No

6.8 Does the University/ Autonomous College declares results within 30 days?

For UG Programmes Yes NA No NA

For PG Programmes Yes NA No NA

6.9 What efforts are made by the University/ Autonomous College for Examination Reforms?

NA

6.10 What efforts are made by the University to promote autonomy in the affiliated/constituent colleges?

NA

6.11 Activities and support from the Alumni Association

- * Scholarship for financially weaker students.
- * Funds sanctioned to conduct career guidance classes.

6.12 Activities and support from the Parent – Teacher Association

- * Medical insurance provided.
- * Financial assistance for external football coaching.
- * Counselling classes for parents and students.
- * Infrastructure development. Improving Toilet facilities, drinking water scarcity during summer.
- * Provide funds for conducting internal examination.
- * Medical assistance for students.
- * Food for sports students.
- * Provides financial support for training N.S.S volunteers for developing self employment skills such as umbrella

6.13 Development programmes for support staff

Training in SPARK.

6.14 Initiatives taken by the institution to make the campus eco-friendly

- * Follow green campus protocol to keep our green campus evergreen.
- * Planting trees and medicinal plants under the auspices of nature club 'NARMADA'.
- * Advocating the use of paper cups and plates. Reduce, Reuse, Recycle practices campaigns held.

Criterion – VII

7. Innovations and Best Practices

7.1 Innovations introduced during this academic year which have created a positive impact on the functioning of the institution. Give details.

- * Teacher exchange program between likeminded institutions free of cost.
- * Retired professors from our college are invited to come and take classes.

7.2 Provide the Action Taken Report (ATR) based on the plan of action decided upon at the beginning of the year.

Refer Table 1

7.3 Give two Best Practices of the institution (*please see the format in the NAAC Self-study Manuals*)

- * Retired professors from our college and other colleges are invited to come and take classes.
- * Home for a home-less student of the college.

****Provide the details in annexure (annexure need to be numbered as i, ii,iii)***

7.4 Contribution to environmental awareness / protection

- * Planting trees and medicinal plants under the auspices of nature club 'NARMADA'.
- * Solar Light in campus.

7.5 Whether environmental audit was conducted? Yes No

8.Plans of institution for next year

Refer Appendix III

Dr. Saritha Namboodiri

Signature of the Coordinator, IQAC

Dr. Jayan Erancheri Illam

Signature of the Chairperson, IQAC

APPENDIX I

SREEKRISHNAPURAM V. T. BHATTATHIRIPAD COLLEGE
Academic Calendar for Undergraduate Programmes (I to VI Semester)
2016-'17

FIRST SEMESTER

Date of commencement of classes	: 11/07/2016
---------------------------------	--------------

No. of working days

July	: 15
August	: 20
September	: 16
October	: 18
November	: 14
External (University) Examination	: Third week of November 2016
Total	: 90 (inclusive of examination days)

First Internal Examination	: First week of September 2016
Second Internal Examination	: Last week of October 2016
Publishing of Result of Internal Examination	

AQAR 2016

	: Second week of November 2016
Submission of Internal Marks to the University.	: Second week of December 2016

Onam Holidays	: 09/09/2016 - 18/09/2016
---------------	---------------------------

SECOND SEMESTER

Date of commencement of classes	: 23/11/2016
---------------------------------	--------------

No. of working days

November 2016	: 6
December 2016	: 16
January 2017	: 21
February 2017	: 19
March 2017	: 22
External (University) Examination	: First week of April 2017
Total	: 90 (inclusive of exam. Days)

AQAR 2016

First Internal Examination	:	Second week of December 2016
Second Internal Examination	:	Second week of March 2017
Publishing of Result of Internal Examination	:	Last week of March 2017
Submission of result of Internal Exam to the University.	:	Last week of April 2017

Christmas Holidays	:	23/12/2016 - 31/12/2016
--------------------	---	-------------------------

THIRD SEMESTER

Date of commencement of classes	:	01/06/2016
---------------------------------	---	------------

No. of working days

June	:	22
July	:	20
August	:	15
September	:	16

AQAR 2016

October	:	18
External (University) Examination	:	last week of October 2016
Total	:	90 (inclusive of examination days)

First Internal Examination	:	Second week of August 2016
Second Internal Examination	:	Last week of September 2016
Publishing of Results of Internal Examinations	:	Last week of October 2016
Submission of results of Internal Exams to the University.	:	Third week of November 2016

Onam Holidays	:	09/09/2016 - 18/09/2016
---------------	---	-------------------------

FOURTH SEMESTER

Date of commencement of classes	:	01/11/2016
---------------------------------	---	------------

No. of working days

November 2016	:	22
December 2016	:	16
January 2017	:	21

AQAR 2016

February 2017	:	19
March 2017	:	16
External (University) Examination	:	Last week of March 2017
Total	:	90 (inclusive of exam. Days)
First Internal Examination	:	Second week of December 2016
Second Internal Examination	:	First week of February 2017
Publishing of Result of Internal Examination	:	Third week of March 2017
Submission of result of Internal Exam to the University	:	Last week of April 2017

Christmas Holidays	:	23/12/2016 - 31/12/2016
--------------------	---	-------------------------

FIFTH SEMESTER

Date of commencement of classes	:	01/06/2016
---------------------------------	---	------------

No. of working days

June	:	22
------	---	----

AQAR 2016

July	:	20
August	:	15
September	:	16
October	:	15
External (University) examinations	:	Last week of October 2016
Total	:	90 (inclusive of examination days)

First Internal Examination	:	Third week of July 2016
Second Internal Examination	:	Second week of September 2016
Publishing of Results of Internal Examinations	:	First week of October 2016
Submission of results of Internal Exams to the University.	:	Third week of November 2016

Onam Holidays	:	09/09/2016 - 18/09/2016
---------------	---	-------------------------

SIXTH SEMESTER

Date of commencement of classes	:	01/11/2016
---------------------------------	---	------------

No. of working days

November 2016	:	22
December 2016	:	16
January 2017	:	21
February 2017	:	19
March 2017	:	12
External (University) Examination	:	Third week of March 2017
Total	:	90(inclusive of examination days)
First Internal Examination	:	Second week of December 2016
Second Internal Examination	:	First week of February 2017
Publishing of Result of Internal Examinations	:	First week of March 2017
Submission of result of Internal Exam to the University	:	Third week of April 2017

Christmas Holidays	:	23/12/2016 -31/12/2016
--------------------	---	------------------------

Date of closing	:	31/03/2016
-----------------	---	------------

SREEKRISHNAPURAM V. T. BHATTATHIRIPAD COLLEGE

Academic Calendar for Post graduate Programmes (I to VI Semester) 2016-'17

FIRST SEMESTER

Date of commencement of classes	: 10/08/2016
---------------------------------	--------------

No. of working days

August 2016	: 14
September 2016	: 16
October 2016	: 18
November 2016	: 22
December 2016	: 16
External (University) Examination	: First week of January 2017
Total	: 90 (inclusive of examination days)

First Internal Examination	: Third week of September 2016
Second Internal Examination	: Second week of November 2016

AQAR 2016

Publishing of Result of Internal Examination	:	Third week of December 2016
--	---	-----------------------------

Submission of result of Internal Exam to the University.	:	Last week of January 2017
--	---	---------------------------

Christmas Holidays	:	23/12/2016 -31/12/2016
--------------------	---	------------------------

SECOND SEMESTER

Date of commencement of classes	:	09/01/2017
---------------------------------	---	------------

No. of working days

January 2017	:	16
February 2017	:	19
March 2017	:	22
June 2017	:	22
July 2017	:	7
External (University) Examination	:	Third week of July 2017
Total	:	90 (inclusive of examination days)

AQAR 2016

First Internal Examination	:	Third week of February 2017
Second Internal Examination	:	First Week of June 2017
Publishing of Result of Internal Examination	:	Third Week of July 2017
Submission of result of Internal Exam to the University.	:	Second Week of August 2017

Date of Closing	:	31/03/2017
-----------------	---	------------

THIRD SEMESTER

Date of commencement of classes	:	26/09/2016
---------------------------------	---	------------

No. of working days

September 2016	:	5
October 2016	:	18
November 2016	:	22
December 2016	:	16
January 2017	:	21
February 2017	:	6

AQAR 2016

External (University) Examination	:	Second Week of February 2017
Total	:	90 (Inclusive of Examination Days)

First Internal Examination	:	Second week of October 2016
Second Internal Examination	:	First Week of January 2017
Publishing of Results of Internal Examinations	:	First week of February 2017
Submission of results of Internal Exams to the University.	:	First week of March 2017

Onam Holidays	:	09/09/2016 - 18/09/2016
---------------	---	-------------------------

FOURTH SEMESTER

Date of commencement of classes	:	16/02/2017
---------------------------------	---	------------

No. of working days

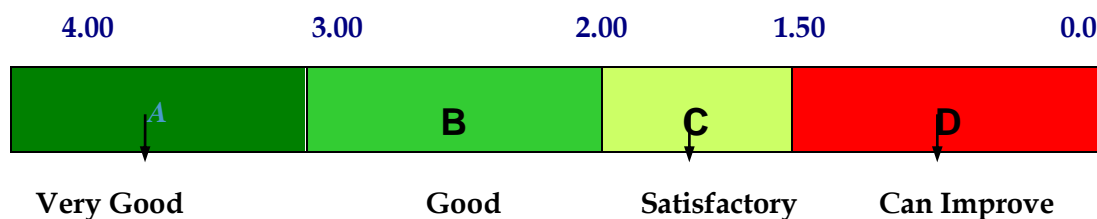
February 2017	:	9
March 2017	:	22
June 2017	:	22
July 2017	:	21

AQAR 2016

August 2017	:	9
External (University) Examination	:	Second Week of August 2017
Total	:	90 (Inclusive of Examination Days)
First Internal Examination	:	Third Week of March 2017
Second Internal Examination	:	Third Week of July 2017
Publishing of Result of Internal Examination	:	First Week of August 2017
Submission of result of Internal Exam to the University	:	Second Week of September 2017
Date of Closing	:	31/03/2017

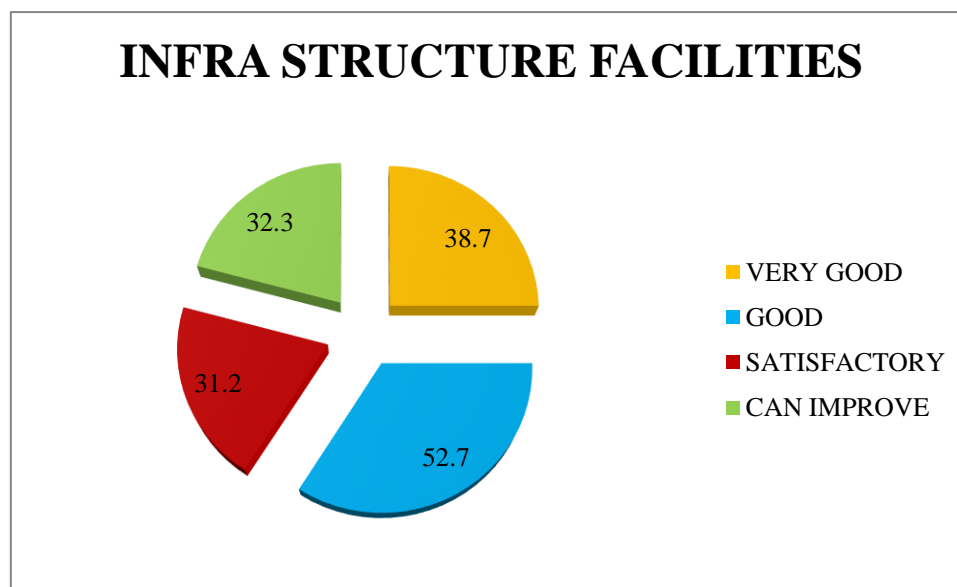
APPENDIX II FEEDBACK

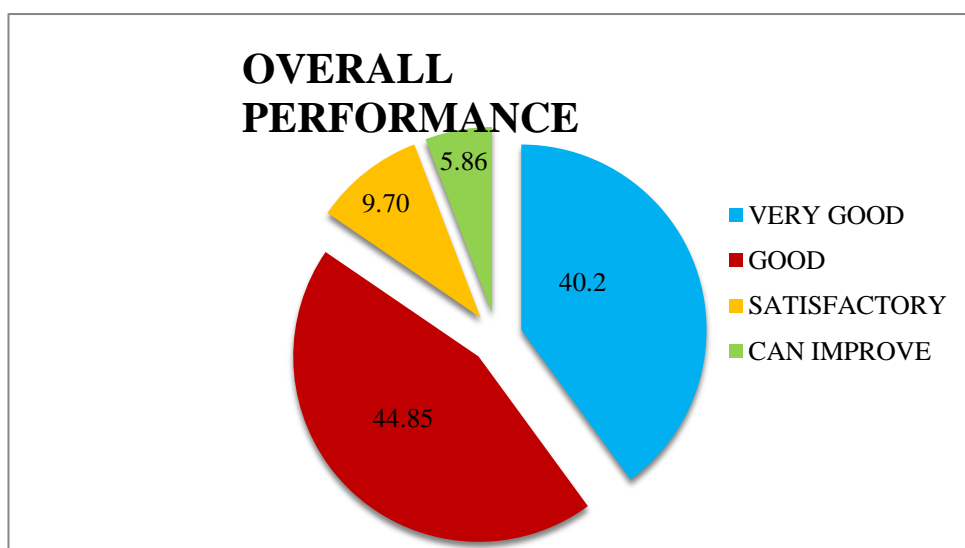
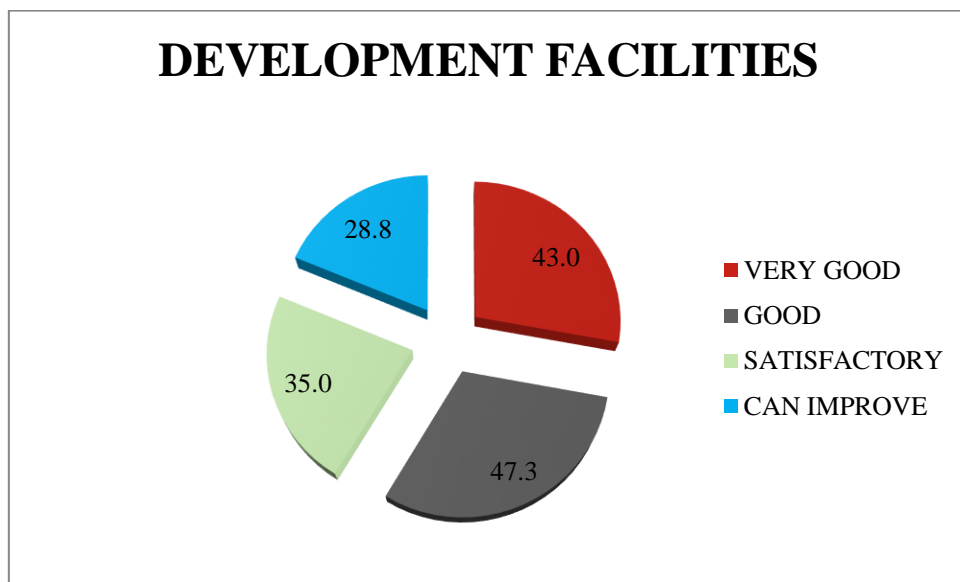
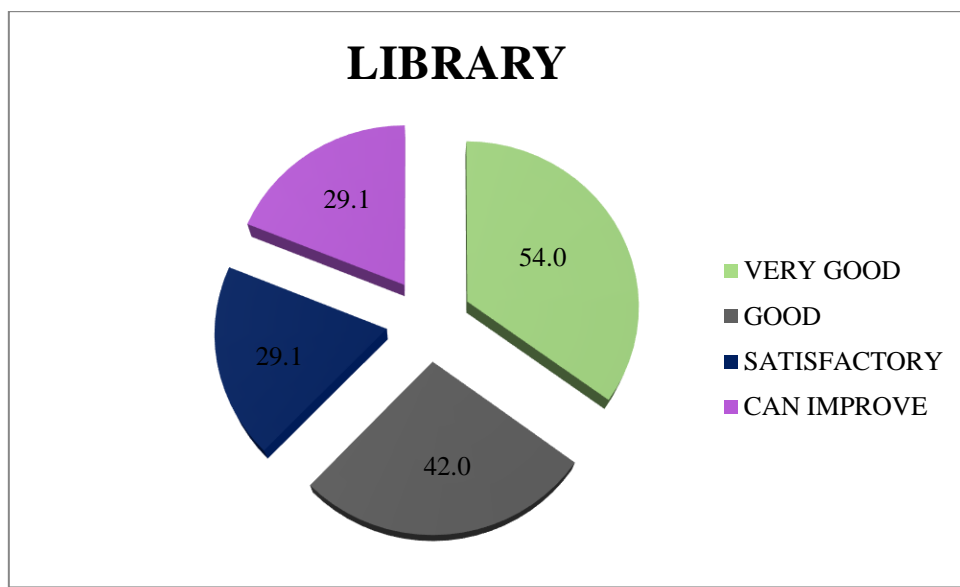
A 4 Point Grading Scale system as illustrated below has been used.



FEEDBACK ON INSTITUTION

* ALUMNI



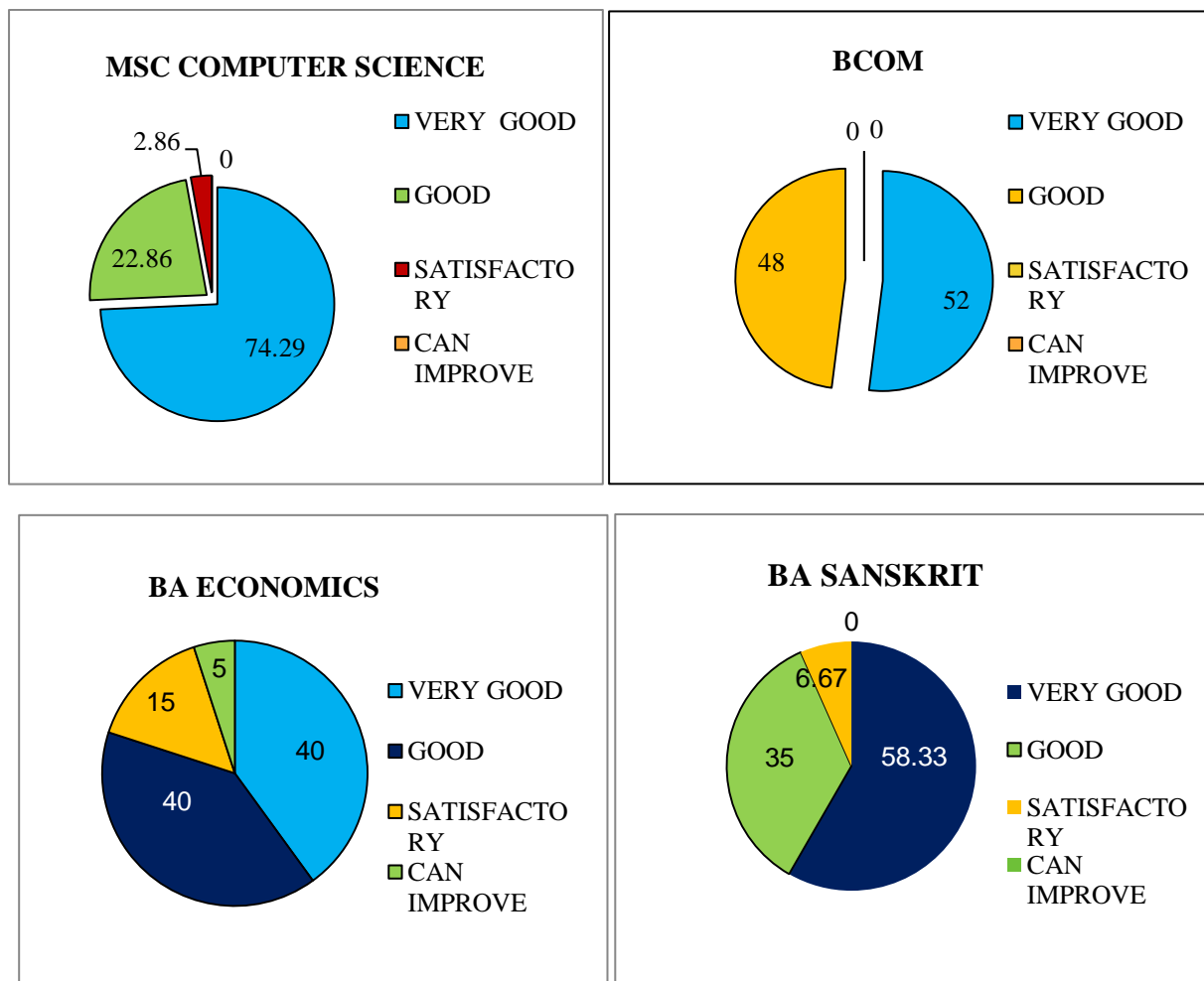


*** STUDENTS**

The students of the department of Computer Science, Commerce, Economics and History have rated the institution as **Good** (B Grade). The performance of the institution was rated **Very Good** (A grade) by the Department of Sanskrit. Overall rating of institutional performance is **Very Good**.

FEEDBACK ON CURRICULUM

*** ALUMNI**



FEEDBACK ON COURSE

*** STUDENTS**

In the Feedback report on Course from the students for the year 2016-17, all courses are rated as **Very Good**.

* PARENTS

In the Feedback report on Course from the Parents for the year 2016-17, all courses are rated as **Good**.

APPENDIX III



SREEKRISHNAPURAM V. T. BHATTATHIRIPAD COLLEGE **Master Plan 2017-18**

The IQAC of Sreekrishnapuram V. T. Bhattathiripad College has prepared master plan for 2017-18 to strengthen infrastructure and basic needs.

A. Students:

- * Renovation/electrification of existing classrooms.
- * Sufficient supply of drinking water.
- * Water purifier
- * Cooperative Store with photostat machine.

B. Departments:

- * Atleast one National/State Seminar by each department.
- * One extension activity by each department.

Library:

- * Fully automated Library.
- * Journals : 10
- * Periodicals: 10, Newspapers: 6, Magazines:10.
- * Adding UGC approved Journals

IQAC:

- * Conduct Seminar for Quality Enhancement
- * Photostat machine.
- * Desktop Computer with table.
- * U-shaped Conference Table with 15 chairs.

Construction

- * New Block with classrooms, staff rooms and rest room.

General

- * Offer New Add-on, Skill Acquisition Programmes and Certificate courses.
- * Appoint temporary Librarian.
- * Appoint System Administrator.
- * MOODLE to be introduced in PG.
- * Retired Teachers Association.

- * Post Graduates project and publications to be improved.
- * Green audit to be conducted.
- * To install Solar Panels for energy conversation.
- * Improving Playground